

N 82°32'46" E
247.34'

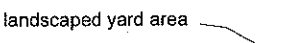
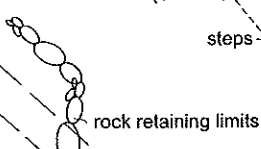
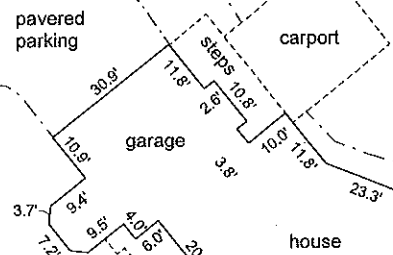

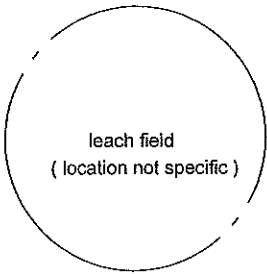
S 35°43'08" E
218.56'

Lot 18

4.829 Acres

Address: 106 Pilgram Drive

S 29°06'54" W



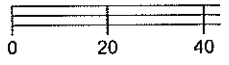
N 19°09'46" E

S 19°09'46" W

S 17°45'09" E
47.50'

S 21°24'57" W
31.83'

paved driveway to Pilgram Drive
Easement (Book 568, Page 869)



N 48°15'37" W
12.5'

232.91'
14.40'
12.5'
150.30'

20'